

# OHCWA AT A GLANCE

2021

## Our students



**245**  
Students



**89%**  
Female



**11%**  
Male



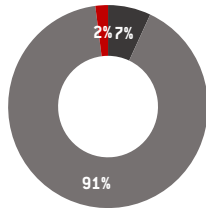
**3.2%**  
Students with  
a disability



**4.4%**  
Students identifying as Aboriginal  
and/or Torres Strait Islands descent

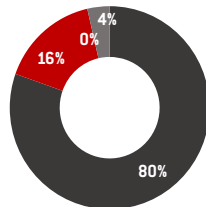
## Age breakdown

Under 19 years  
20-49 years  
50+ years

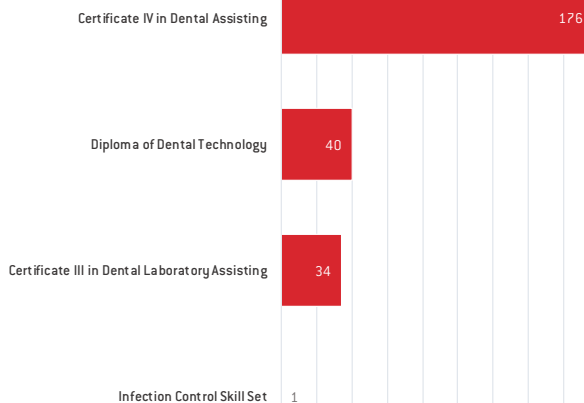


## Training type

Other enrolments  
Apprenticeship  
Pre-Apprenticeship  
Traineeship



## What are they doing



## Specialisation and facilities

**Campus specialisation:** Dentistry

**Specialist facilities (dedicated workshops):**



Dental