

Parts of the body



Tutor Resources for the AMEP

Health

Pre-beginner

Tutor Resources for the AMEP

© Commonwealth of Australia 2011

This work is copyright. You may download, display, print and reproduce this material in unaltered form only (retaining this notice) for your personal, non-commercial use or use within your organisation. Apart from any use as permitted under the Copyright Act 1968, all other rights are reserved.

Requests for further authorisation should be directed to the:

Commonwealth Copyright Administration

Copyright Law Branch

Attorney-General's Department

Robert Garran Offices

National Circuit

Barton ACT 2600

Fax: 02 6250 5989

Email: commonwealth.copyright@ag.gov.au

Disclaimer

While the Department of Education and Training and its contributors have attempted to ensure the material in this booklet is accurate at the time of release, the booklet contains material on a range of matters that are subject to regular change. No liability for negligence or otherwise is assumed by the department or its contributors should anyone suffer a loss or damage as a result of relying on the information provided in this booklet.

References to external websites are provided for the reader's convenience and do not constitute endorsement of the information at those sites or any associated organisation, product or service. The Department of Education and Training accepts no responsibility for the accuracy, completeness or currency of material contained on any external website that is referred to in this booklet.

Acknowledgements

The Adult Migrant English Program (AMEP) is funded by the Australian Government Department of Education and Training. Nationally, AMEP Distance/e-learning is delivered through the AMEP FLN Consortium.

Images

Images from *Australian Citizenship Our Common Bond*, *Our Common Bond A Course in Australian Citizenship* and *Its Over to You* reproduced with permission from the Department of Immigration and Citizenship.

Images reproduced with permission from AMES.

©2011 Photos.com, a division of Getty Images. All rights reserved.

Theme:

Health

Topic:

Parts of the body

| Task | Language focus | Learning activities | Resources |
|-----------------------------------|---|---|--|
| 1. Can identify parts of the body | <p>Vocabulary head, eye/eyes, nose , mouth, ear/ears, arm, hand, stomach, leg , foot /feet</p> <p>Structure What is this? <i>This is my ___ (head, nose etc).</i></p> | <p>Speak, listen and identify specific parts of the body</p> <p>Match words to pictures</p> <p>Tick the correct words</p> <p>Extension Play 'The Body' game</p> <p>Sing 'Heads, shoulders, knees and toes'</p> | <p>Flash cards 1: Parts of the body</p> <p>Worksheet 1: The body</p> <p>Worksheet 2: Parts of the body</p> <p>Worksheet 3: The Body game</p> |

Theme:

Health

Topic:

Parts of the body

Task 1: Can identify parts of the body**Vocabulary:** Head, eye/eyes, nose, mouth, ear/ears, arm, hand, stomach, leg, foot/feet**Language structure:** What is this? *This is my ___ (head, nose etc).***Preparation**

Prepare flash cards 1.

You will need colour pencils for worksheet 1.

You will need a dice, counters and pencils/pens to play 'The Body' game.

Activity instructions*Speak, listen and find specific parts of the body*

Introduce the vocabulary by pointing to parts of your body and saying the word. Learner repeats.

Ask: What is this? Learner answers. Model the sentence: Head. This is my head.

📄 Flash cards 1: Parts of the body

Show picture cards and learner touches corresponding part of their body and says the correct word.

📄 Worksheet 1: The body

Ask learner to point to the head, nose, foot etc on the worksheet.

Learner reads the body part words.

Instruct learner to colour the parts of the body a different colour.

Match words to pictures

📄 Flash cards 1: Parts of the body

Read the word cards and learner finds the correct picture card.

Learner matches the words and pictures and reads the words.

Tick the correct words

📄 Worksheet 2: Parts of the body

Ask learner to identify the parts of the body.

Read the words next to each picture and learner ticks the correct word.

Extension activities*Play 'The Body' game*

📄 Worksheet 3: The Body game

Play the game. Instructions of how to play are on the worksheet.

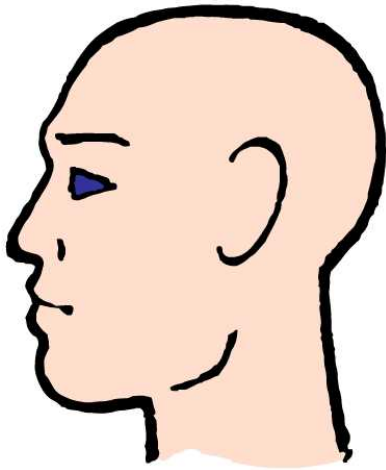
Sing 'Heads, shoulders, knees and toes'

Sing the song or say the lyrics with actions.

Lyrics

Head, shoulders, knees and toes, knees and toes
 Head, shoulders, knees and toes, knees and toes
 And eyes, and ears, and mouth and nose
 Head, shoulders, knees and toes, knees and toes.

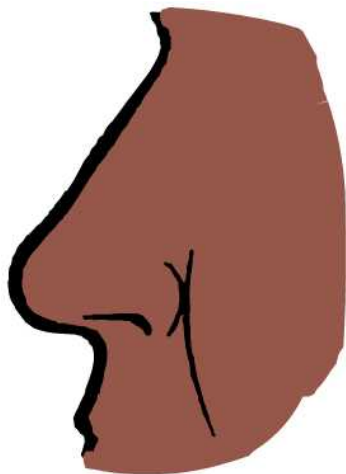
Flash cards 1: Parts of the body



head



ear




nose



eyes



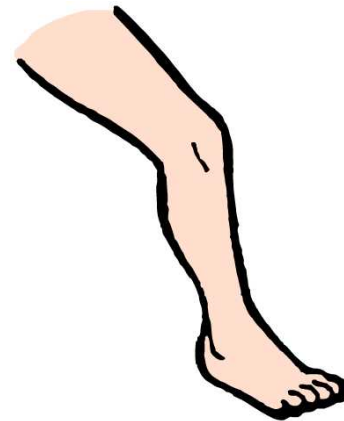
mouth



arm



hand



leg



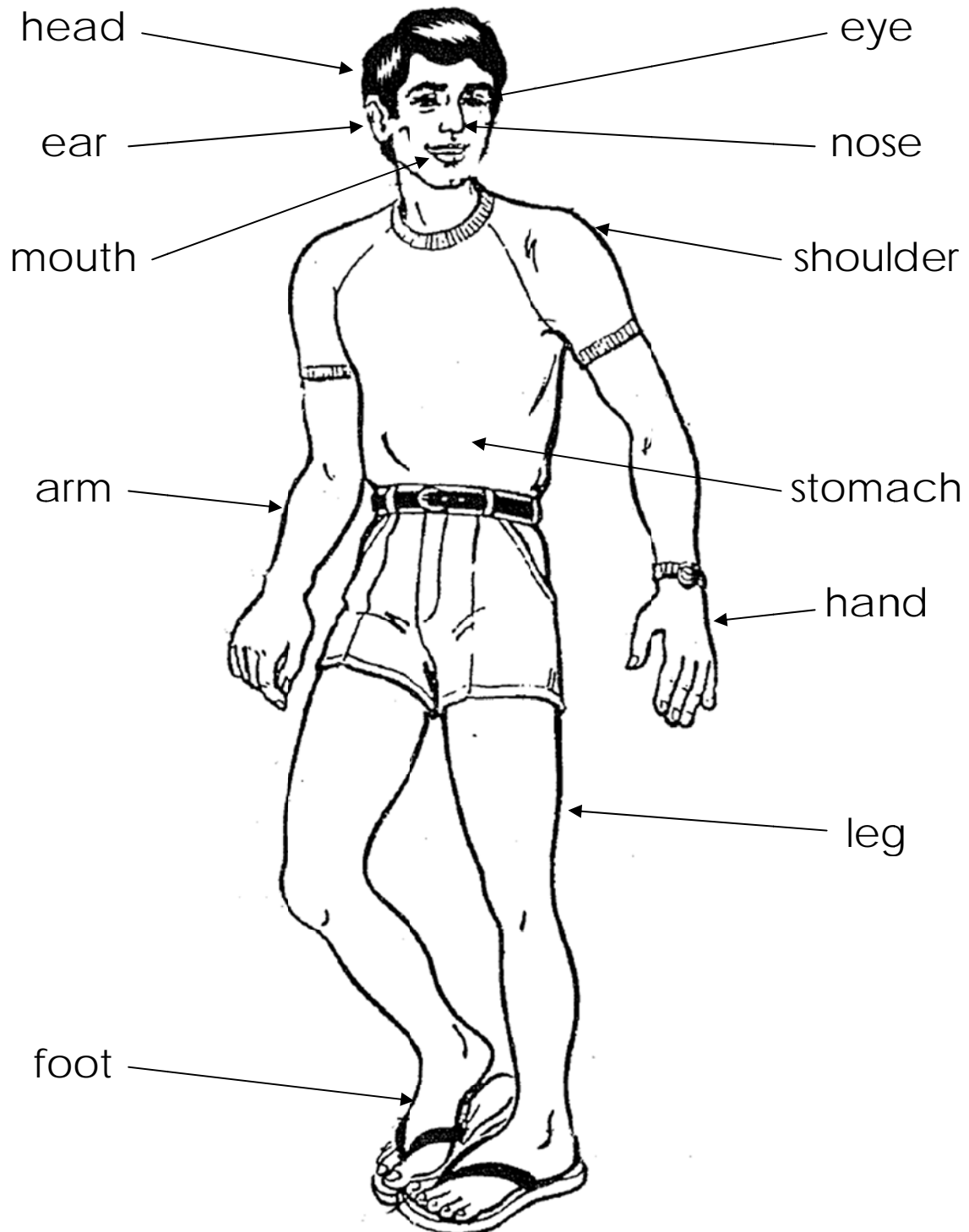
foot



toes

Worksheet 1: The body

Listen and repeat



Worksheet 2: Parts of the body

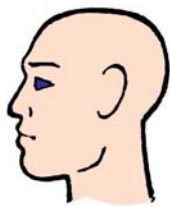
Tick(✓) the correct word.



- nose
- ear



- foot
- hand



- head
- leg



- toes
- mouth



- eyes
- ears



- arm
- leg





- arm
- hand



- leg
- toes



| | | | | | | | | | |
|--------------------|--|------|------|---------|------|----------|-----|-----|-------------------|
| MISS A TURN | arm | foot | hand | stomach | head | shoulder | leg | ear | ROLL AGAIN |
| hand | <div style="display: flex; justify-content: space-between;"> <div style="text-align: center;">  <p>1</p> </div> <div style="text-align: center;"> <h2>Worksheet 3: The Body game</h2> <p><i>Equipment:</i> 2 counters, 2 pencils/pens, dice</p> <p><i>Rules:</i> First player rolls a dice. That player moves his/her counter the number of spaces shown on the dice. He/she then circles the body part (on body 1) that the counter landed on. Next player rolls the dice and follows the same procedure. (Circle body parts on body 2.) The players continue to circle all the body parts until the body has all eleven parts circled, including 2 of most parts.</p> </div> <div style="text-align: center;">  <p>2</p> </div> </div> | | | | | | | | mouth |
| mouth | | | | | | | | | nose |
| foot | | | | | | | | | eye |
| eye | | | | | | | | | stomach |
| shoulder | | | | | | | | | foot |
| nose | | | | | | | | | arm |
| START | | | | | | | | | arm |