

# Signs and symbols



Tutor Resources for the AMEP

Money

Pre-beginner

## **Tutor Resources for the AMEP**

### **© Commonwealth of Australia 2011**

This work is copyright. You may download, display, print and reproduce this material in unaltered form only (retaining this notice) for your personal, non-commercial use or use within your organisation. Apart from any use as permitted under the Copyright Act 1968, all other rights are reserved.

Requests for further authorisation should be directed to the:

Commonwealth Copyright Administration

Copyright Law Branch

Attorney-General's Department

Robert Garran Offices

National Circuit

Barton ACT 2600

Fax: 02 6250 5989

Email: [commonwealth.copyright@ag.gov.au](mailto:commonwealth.copyright@ag.gov.au)

### **Disclaimer**

While the Department of Education and Training and its contributors have attempted to ensure the material in this booklet is accurate at the time of release, the booklet contains material on a range of matters that are subject to regular change. No liability for negligence or otherwise is assumed by the department or its contributors should anyone suffer a loss or damage as a result of relying on the information provided in this booklet.

References to external websites are provided for the reader's convenience and do not constitute endorsement of the information at those sites or any associated organisation, product or service. The Department of Education and Training accepts no responsibility for the accuracy, completeness or currency of material contained on any external website that is referred to in this booklet.

### **Acknowledgements**

The Adult Migrant English Program (AMEP) is funded by the Australian Government Department of Education and Training. Nationally, AMEP Distance/e-learning is delivered through the AMEP FLN Consortium.

### **Images**

Images from *Australian Citizenship Our Common Bond*, *Our Common Bond A Course in Australian Citizenship* and *Its Over to You* reproduced with permission from the Department of Immigration and Citizenship.

Images reproduced with permission from AMES.

©2011 Photos.com, a division of Getty Images. All rights reserved.

Theme:

Money

Topic:

Signs and symbols

Task	Language focus	Learning activities	Resources
1. Can read common signs and symbols in a shopping context	<p><b>Vocabulary</b> open, closed, no smoking, exit, push, pull</p> <p><b>Structure</b> The door/shop is open/ closed. Push/pull the door.</p>	<p>Recognise and read common signs</p> <p>Match words to pictures</p> <p><b>Extension</b> Read known signs and find new signs</p>	<p>Flash cards 1: Shopping signs Worksheet 1: Sign match</p>

Theme:

Money

Topic:

Signs and symbols

**Task 1:** Can read common signs and symbols in a shopping context**Vocabulary:** open, closed, no smoking, exit, push, pull**Language** The door/shop is open/ closed.**structure:** Push/pull the door.**Preparation**

Prepare flash cards 1.

**Activity instructions***Recognise and read common signs*

- 📄 Flash cards 1: Shopping signs  
Show picture cards and introduce vocabulary. Learner repeats.  
Explain the vocabulary by using actions: the door is open. The door is closed. The window is open/closed.

*Match words to pictures*

- 📄 Flash cards 1: Shopping signs  
Read the word cards. Learner matches the words with the signs.
- 📄 Worksheet 1: Signs match  
Learner matches the words to pictures.

**Extension activity***Read known signs and find new signs*


Take learner on a trip to the local shops or department store. Encourage learner to locate known signs and find new ones.

## Flash cards 1: Shopping signs



push

pull



open

closed



no smoking

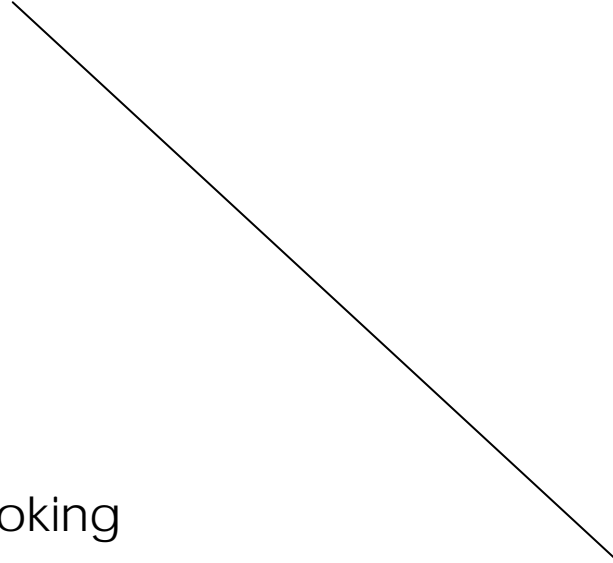
exit

# Worksheet 1: Sign match

## Match

Example


open



exit



no smoking



push



closed



pull

