

# Pathways

Tutor Resources for the AMEP

Learning English

Post-beginner

## **Tutor Resources for the AMEP**

### **© Commonwealth of Australia 2011**

This work is copyright. You may download, display, print and reproduce this material in unaltered form only (retaining this notice) for your personal, non-commercial use or use within your organisation. Apart from any use as permitted under the Copyright Act 1968, all other rights are reserved.

Requests for further authorisation should be directed to the:

Commonwealth Copyright Administration

Copyright Law Branch

Attorney-General's Department

Robert Garran Offices

National Circuit

Barton ACT 2600

Fax: 02 6250 5989

Email: [commonwealth.copyright@ag.gov.au](mailto:commonwealth.copyright@ag.gov.au)

### **Disclaimer**

While the Department of Education and Training and its contributors have attempted to ensure the material in this booklet is accurate at the time of release, the booklet contains material on a range of matters that are subject to regular change. No liability for negligence or otherwise is assumed by the department or its contributors should anyone suffer a loss or damage as a result of relying on the information provided in this booklet.

References to external websites are provided for the reader's convenience and do not constitute endorsement of the information at those sites or any associated organisation, product or service. The Department of Education and Training accepts no responsibility for the accuracy, completeness or currency of material contained on any external website that is referred to in this booklet.

### **Acknowledgements**

The Adult Migrant English Program (AMEP) is funded by the Australian Government Department of Education and Training. Nationally, AMEP Distance/e-learning is delivered through the AMEP FLN Consortium.

### **Images**

©2011 Photos.com, a division of Getty Images. All rights reserved.

Theme:

Learning English

Topic:

Pathways

Task	Language focus	Learning activities	Resources
1. Can understand concept of career pathways	<b>Vocabulary</b> pathway, experience, qualifications, part time, full time, AMEP (Adult Migrant Education Program), counsellor, TAFE, University, certificate, diploma, degree, workplace, training	Answer questions about a story  Discuss and chart career pathway  Construct sentences  Complete word find	Worksheet 1: David's story Worksheet 2: Pathways word find
2. Can fill in an enrolment form	<b>Vocabulary</b> course, enrol, enrolment, previously, gender	Complete enrolment form	Worksheet 3: Enrolment form

**Theme:** Learning English

**Topic:** Pathways

## Career pathways

**Task 1:** Can understand concept of career pathways

**Vocabulary:** pathway, experience, qualifications, part-time, full-time, AMEP (Adult Migrant Education Program), counsellor, TAFE, University, certificate, diploma, degree, workplace, training

### Activity instructions

#### *Answer questions about a story*

📄 Worksheet 1: David's story

A. Tell learner that they will hear a story about David, a young migrant who wants to get a good job in Australia.

Read the story without showing them the text. Repeat if necessary.

Ask learner to re-tell the story in their own words.

Show learner the text and they read the story aloud.

B. Learner reads the statements and answers 'true' or 'false'.

#### Answers

1 – True, 2 – False, 3 – False, 4 – True, 5 – True, 6 – False, 7 – True, 8 – True

Ask learner to correct the false statements and make them true.

C. Discuss the idea of David following a learning or career pathway to achieve his goal.

Look at David's career pathway chart together and discuss.

Learner reads and answers the questions.

#### Answers

1 – six, 2 – three, 3 – worked part-time as an IT help desk officer, 4 – look for full-time work

#### *Discuss and chart career pathway*

📄 Worksheet 1: David's story

D. Discuss the learner's career pathway. If the learner hasn't studied or worked, fill in the chart with a family member's or the tutor's information.

#### *Construct sentences*

📄 Worksheet 1: David's story

E. Learner re-orders the words to form sentences using correct punctuation (capital letters and full stops). Encourage learner to look for a word with a capital letter to start the sentence.

Some learners will need lots of support to complete this activity as word order can be very confusing.

This activity could be done first by printing or writing the words on strips of paper and asking the learner to put them in the correct order, then copying onto the worksheet.

#### Answers

1 – David wanted to get a computer job.

2 – He worked part-time as a cleaner. / He worked as a part-time cleaner.

3 – David had a volunteer tutor to help him learn English.

4 – The counsellor gave David some good advice.

5 – David wants to do some more study.

6 – David is going to study part-time and work part-time.

7 – In the future, David wants to go to university.

8 – If you want a good job in Australia you have to learn English.

### *Complete word find*

- 📄 Worksheet 2: Pathways word find  
Learner finds and circles the words.

### **Acknowledgement of image source**

Images reproduced with permission from the Department of Immigration and Citizenship.

## Course enrolment

**Task 2:** Can fill in an enrolment form

**Vocabulary:** course, enrol, enrolment, previously, gender

### **Activity instructions**

#### *Complete enrolment form*

- 📄 Worksheet 3: Enrolment form
- A. Discuss the meaning of 'enrolment'.  
Learner reads the information about David and completes the enrolment form.
- B. Learner completes the enrolment form with their own details.


### **Acknowledgement of image source**

Images reproduced with permission from the Department of Immigration and Citizenship.

## Worksheet 1: David's story

*A. Listen to David's story then read it yourself.*

Hi, my name's David. I come from Chile. I was 19 when I came here. I had 10 years education in Chile. I learnt some English at school so I was lucky. When I was in Chile I was interested in computers so when I arrived here I wanted to get a computer job. The trouble was I didn't have any experience or enough English. I needed money, so I got a cleaning job. I worked part time as a cleaner during the day and went to AMEP English classes in the evening. I also had a volunteer tutor to help me learn English.



I wanted to study English for a few months and then get a computer job. But, it took a long time for my English to improve. And, I didn't have any qualifications or the experience needed to get a computer job in Australia. The teachers were good. They taught me a lot about work in Australia. The AMEP counsellor gave me some good advice about study and work. The counsellor asked me what I was interested in and what I could do. I told her about my interest in computers. She said after I finished my English course I could do a computer course at TAFE.

I decided to do Certificate IV in Information Technology. I gave up my cleaning job and studied full time for a year. It was really hard but my volunteer tutor helped me a lot. As part of the course I did some workplace training. That was my first experience in an Australian workplace. At the end of the course I got a part time job as an IT help desk officer. I really like the job but now I want to do some more study.


Next year I'm going back to TAFE to study a Diploma in Information Technology. I'm going to work part time and study part time. It will be hard but I know I have to do it. After I finish the diploma I will try to find full time work. In the future, I want to go to university and get an IT degree too.

When I came to Australia I thought it would be easy to get a job. Now I know that nothing happens quickly. If you want to find a good job in Australia, you need to learn English, work hard and be patient.

**B. Write *True* or *False* to the statements.**

	True/False
1. David studied English before he came to Australia.	
2. He studied English in the day time.	
3. He quickly found a computer job after taking English classes.	
4. He studied a Certificate in Information Technology at TAFE.	
5. He did workplace training as part of his TAFE certificate.	
6. He plans to go to university next year.	
7. Next year he will work part time and study part time.	
8. In the future, he wants to get an IT degree.	

**C. Look at the chart of David's career pathway and answer the questions. The shaded part shows his planned future steps.**



- How many steps in David's pathway? \_\_\_\_\_
- How many steps has David already completed? \_\_\_\_\_
- What did he do after receiving Certificate IV?  
\_\_\_\_\_
- What does he plan to do after he finishes the diploma?  
\_\_\_\_\_

D. Complete the chart with your career pathway information or ask someone you know about their career pathway.

A staircase-shaped chart with six horizontal bars of increasing length from bottom to top, intended for writing career pathway information.

E. Re-order the words to form sentences.

Example

Australia to David when 19 came was he  
*David came to Australia when he was 19.*

1. job a wanted David get computer to

---

2. worked He cleaner as part time a

---

3. volunteer had David a learn English him help tutor to

---

---

4. counsellor David gave advice some The good

---

5. some David wants more to do study

---

6. is work study David going part time and part time to

---



7. future the In David university to wants to go

---

8. you want If get in Australia English have to job good you a  
learn

---

---

## Worksheet 2: Pathways word find

Find and circle the words from David's story (across and down).


AMEP	CERTIFICATE	COUNSELLOR	DEGREE
DIPLOMA	EXPERIENCE	PATHWAY	QUALIFICATIONS
TAFE	TRAINING	UNIVERSITY	WORKPLACE

W	H	A	Y	T	O	D	G	O	S	T	U	M	E	L
I	C	O	U	N	S	E	L	L	O	R	M	B	A	Y
P	A	P	K	N	E	G	I	I	L	C	D	S	E	T
T	T	E	A	T	H	R	A	S	H	E	J	F	X	R
A	E	R	C	A	M	E	P	V	I	R	E	X	P	A
F	Y	O	U	T	D	E	M	I	B	T	I	P	E	I
E	F	O	D	R	A	E	P	C	B	I	T	W	R	N
D	I	P	L	O	M	A	I	Q	G	F	A	D	I	I
C	P	S	A	R	O	W	R	Y	U	I	P	L	E	N
U	P	A	T	H	W	A	Y	Q	Q	C	U	C	N	G
P	O	R	I	B	E	C	Z	E	O	A	J	K	C	K
C	A	U	N	I	V	E	R	S	I	T	Y	P	E	A
A	H	H	E	W	A	K	O	G	H	E	K	U	I	L
K	W	O	R	K	P	L	A	C	E	N	V	B	E	K
Q	U	A	L	I	F	I	C	A	T	I	O	N	S	L

## Worksheet 3: Enrolment form

A. Read about David and fill in the enrolment form for him.

David Garcia wants to study Certificate IV in Information Technology at TAFE. This is his first TAFE course. He speaks English well. He lives at unit 2/155 Green Street, Newtown, 2345. His home phone number is 3886 7453 and his mobile number is 0418 674 500. He doesn't have a work number. His date of birth is the 7<sup>th</sup> of October 1989. He was born in Chile and his first language is Spanish.



### STUDENT ENROLMENT FORM

Which course do you wish to enrol in?

---

Is this your first TAFE course? Yes  No

If no, what have you studied previously?

---

Surname: \_\_\_\_\_ First name: \_\_\_\_\_

Address: \_\_\_\_\_

Suburb: \_\_\_\_\_ Post code: \_\_\_\_\_

Phone (home): \_\_\_\_\_ Work: \_\_\_\_\_

Mobile: \_\_\_\_\_

Email address :  davidg @ fishpond.com

Date of birth: \_\_\_\_\_ Country of birth: \_\_\_\_\_

Gender: Female  Male

Languages spoken at home: \_\_\_\_\_

*B. Imagine you are enrolling in a course.  
Fill in the form with your details.*

### STUDENT ENROLMENT FORM

Which course do you wish to enrol in?

---

Is this your first TAFE course? Yes  No

If no, what have you studied previously?

---

Surname: \_\_\_\_\_ First name: \_\_\_\_\_

Address: \_\_\_\_\_

Suburb: \_\_\_\_\_ Post code: \_\_\_\_\_

Phone (home): \_\_\_\_\_ Work: \_\_\_\_\_

Mobile: \_\_\_\_\_

Email address : \_\_\_\_\_

Date of birth: \_\_\_\_\_ Country of birth: \_\_\_\_\_

Gender: Female  Male

Languages spoken at home: \_\_\_\_\_