

Weather



Tutor Resources for the AMEP

Environment

Beginner

Tutor Resources for the AMEP

© Commonwealth of Australia 2011

This work is copyright. You may download, display, print and reproduce this material in unaltered form only (retaining this notice) for your personal, non-commercial use or use within your organisation. Apart from any use as permitted under the Copyright Act 1968, all other rights are reserved.

Requests for further authorisation should be directed to the:

Commonwealth Copyright Administration

Copyright Law Branch

Attorney-General's Department

Robert Garran Offices

National Circuit

Barton ACT 2600

Fax: 02 6250 5989

Email: commonwealth.copyright@ag.gov.au

Disclaimer

While the Department of Education and Training and its contributors have attempted to ensure the material in this booklet is accurate at the time of release, the booklet contains material on a range of matters that are subject to regular change. No liability for negligence or otherwise is assumed by the department or its contributors should anyone suffer a loss or damage as a result of relying on the information provided in this booklet.

References to external websites are provided for the reader's convenience and do not constitute endorsement of the information at those sites or any associated organisation, product or service. The Department of Education and Training accepts no responsibility for the accuracy, completeness or currency of material contained on any external website that is referred to in this booklet.

Acknowledgements

The Adult Migrant English Program (AMEP) is funded by the Australian Government Department of Education and Training. Nationally, AMEP Distance/e-learning is delivered through the AMEP FLN Consortium.

Images

Images from *Australian Citizenship Our Common Bond*, *Our Common Bond A Course in Australian Citizenship* and *Its Over to You* reproduced with permission from the Department of Immigration and Citizenship.

Images reproduced with permission from AMES.

©2011 Photos.com, a division of Getty Images. All rights reserved.

Theme: Environment

Topic: Weather

Task	Language focus	Learning activities	Resources
1. Can understand and talk about the weather	<p>Vocabulary sunny, hot, warm, cold, raining, windy, cloudy, stormy, hailing, snowing, rain, showers, wind, thunderstorms, temperature</p> <p>Structure What is the weather like today? <i>It is ___ (sunny, raining etc).</i> Today is ___. Yesterday was ___. I like ___ weather. Today there will be ___.</p>	<p>Match pictures to words</p> <p>Write simple sentences</p> <p>Read and write sentences</p> <p>Complete a weather forecast chart</p>	<p>Flash cards 1: Weather</p> <p>Worksheet 1: Weather forecast</p> <p>Worksheet 2: Weather report</p>
2. Can identify the seasons in Australia Can talk about the different seasons	<p>Vocabulary January – December, Spring, Summer, Autumn, Winter</p> <p>Structure What months are ___ (Spring, Summer etc)? What do you wear in ___ (Summer, Winter etc)?</p>	<p>Revise the months of the year</p> <p>Group the months into seasons and write simple sentences</p> <p>Talk about the different seasons</p>	<p>Flash cards 2: Months of the year</p> <p>Flash cards 3: Seasons</p>

Theme: Environment

Topic: Weather

Weather

Task 1:	Can understand and talk about the weather
Vocabulary:	sunny, hot, warm, cold, raining, windy, cloudy, stormy, hailing, snowing, rain, showers, wind, thunderstorms, temperature
Language structure:	What is the weather like today? <i>It is ___ (sunny, raining etc).</i> Today is ____. Yesterday was ____. I like ___ weather. Today there will be ____.

Preparation

Prepare flash cards 1.

Activity instructions

Match pictures to words

📄 Flash cards 1: Weather

Show picture cards and ask: What's the weather like? Learner responds with weather words.

Show picture cards again and model language: It is ___ (sunny, raining etc). Learner repeats the sentences.

Learner reads the word cards and finds the corresponding picture cards.

Model language: Today is ____. It is ____.

Show picture cards and learner says: *It is ___ (sunny, cloudy etc).*

Ask questions: What is the weather like today?

What was the weather like yesterday?

What kind of weather do/don't you like? *I like/don't like ___.*

Why? Why not?

What is the weather like in your country?

Write simple sentences

Learner writes simple sentences about the weather: Today is ____. Yesterday was ____.

I like/don't like ____.

Read and write sentences

📄 Worksheet 1: Weather forecast

Read the title of the worksheet and ask questions: What does forecast mean?

Why do we have weather forecasts?

Do you watch the weather on TV?

What other ways can we find out about the weather?

Learner reads the sentences on the worksheet and then writes the full sentences below. (The learner may need flash cards 1.)

Complete a weather forecast chart

📄 Worksheet 2: Weather report

Ask learner to read the names of the cities and find them on the map (on worksheet).

Instruct learner to listen and complete the table on worksheet 2 with the weather words.

Instruct the learner to listen for the temperatures first.

Read the weather forecast script twice.

Script

Jack Dans with you on 3 AY and let's look at today's weather around Australia. For Melbourne it will be fine and warm with a top temperature of 21 degrees. Canberra will be hot with a top temperature of 30 degrees. Darwin will have storms and a temperature of 31. In Hobart it will be cloudy and windy and the temperature will be a cool 18 degrees. Adelaide will have showers then becoming sunny in the afternoon. The top temperature will be 24. For Brisbane the weather will be hot and raining and a temperature of 35 degrees. In Sydney it will be a beautiful day, fine and sunny and a top of 27 degrees. And across in Perth it will be hot with some light winds and 37 degrees.

Seasons

Task 2:	Can identify the seasons in Australia Can talk about seasons in the home country
Vocabulary:	January – December, Spring, Summer, Autumn, Winter
Language structure:	What months are in ____ (Spring, Summer etc)? What do you wear in ____ (Summer, Winter etc)?

Preparation

Prepare flash cards 2 and 3.

Activity instructions*Revise the months of the year*

- 📄 Flash cards 2: Months of the year
Learner says the months of the year first then reads the words on the flashcards.
Learner sequences the months.
- 📄 Flash cards 3: Seasons
Show picture cards and ask learner to describe each picture.
Ask question: What is the weather like in this picture?
What season do you think it is?
Introduce vocabulary.

Read the word cards and learner finds the corresponding picture cards.

Group the months into seasons and write simple sentences

- 📄 Flash cards 2: Months of the year
- 📄 Flash cards 3: Seasons
Place the month cards randomly on the table.
Hold up a season card and say: The months of ____ (Spring, Summer etc) are ____.
Learner finds the correct months and groups them under each season card.

Learner writes simple sentences about the seasons: The months of Spring are ____.

Talk about the different seasons

- 📄 Flash cards 1: Weather
- 📄 Flashcards 3: Seasons
Ask questions: What is the weather like in ____ (Autumn, Winter etc)?
Learner groups the weather cards under each season card.

Ask questions: What season do you like? Why?

What season don't you like? Why not?

What clothes do you wear in ____ (Summer, Winter etc)?

What do you like to do in ____ (Summer, Autumn etc)? *I like to go ____ (swimming, walking etc) in ____.*


What seasons do you have in your country?

What are the months of ____ (Summer, Autumn etc)?

Acknowledgement of image source

©2011 Photos.com, a division of Getty Images. All rights reserved.

Flash cards 1: Weather



sunny



raining



cold



hot



cloudy



windy



thunderstorm



snowing



fine



showers




Worksheet 1: Weather forecast

Read and write complete sentences.

1. Tomorrow will be  and .

Tomorrow _____

2. Tonight there will be  and it will be .

3. Next week it will be  in the hills and very  and  in the city.

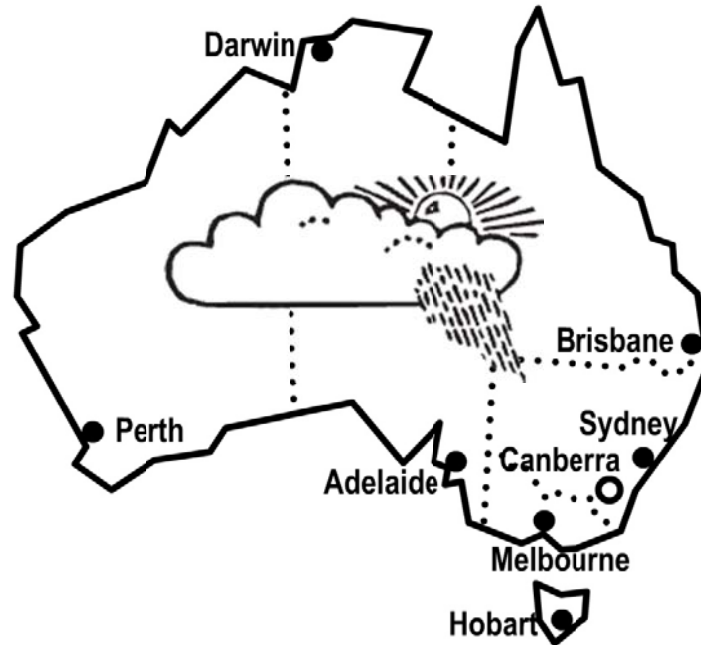
4. Today it will be  with a top temperature of 22.

5. Tonight there will be a  and strong winds.

6. It will be  with some  and a top temperature of 18 degrees.

Worksheet 2: Weather report

Listen and write



City	Weather	Temperature
Melbourne	fine, warm	21°
Canberra	hot	
Darwin	storms	
Hobart		
Adelaide		
Brisbane		
Sydney		
Perth	light winds	

Flash cards 2: Months of the year



January	February
March	April
May	June
July	August
September	October
November	December

Flash cards 3: Seasons



Summer



Winter



Spring



Autumn