



Interests



Tutor Resources for the AMEP

Leisure

Pre-beginner

Tutor Resources for the AMEP

© Commonwealth of Australia 2011

This work is copyright. You may download, display, print and reproduce this material in unaltered form only (retaining this notice) for your personal, non-commercial use or use within your organisation. Apart from any use as permitted under the Copyright Act 1968, all other rights are reserved.

Requests for further authorisation should be directed to the:

Commonwealth Copyright Administration

Copyright Law Branch

Attorney-General's Department

Robert Garran Offices

National Circuit

Barton ACT 2600

Fax: 02 6250 5989

Email: commonwealth.copyright@ag.gov.au

Disclaimer

While the Department of Education and Training and its contributors have attempted to ensure the material in this booklet is accurate at the time of release, the booklet contains material on a range of matters that are subject to regular change. No liability for negligence or otherwise is assumed by the department or its contributors should anyone suffer a loss or damage as a result of relying on the information provided in this booklet.

References to external websites are provided for the reader's convenience and do not constitute endorsement of the information at those sites or any associated organisation, product or service. The Department of Education and Training accepts no responsibility for the accuracy, completeness or currency of material contained on any external website that is referred to in this booklet.

Acknowledgements

The Adult Migrant English Program (AMEP) is funded by the Australian Government Department of Education and Training. Nationally, AMEP Distance/e-learning is delivered through the AMEP FLN Consortium.

Images

Images from *Australian Citizenship Our Common Bond*, *Our Common Bond A Course in Australian Citizenship* and *Its Over to You* reproduced with permission from the Department of Immigration and Citizenship.

Images reproduced with permission from AMES.

©2011 Photos.com, a division of Getty Images. All rights reserved.

Theme:

Leisure

Topic:

Interests

Task	Language focus	Learning activities	Resources
1. Can talk about what they like doing in their free time	<p>Vocabulary reading ,cooking, dancing, listening to music, writing, watching TV, using the computer, gardening, walking, studying</p> <p>Structure What do you like doing on the weekend? Do you like ___ (dancing, listening to music etc)? <i>Yes I do. I like ___ (dancing, listening to music etc)?</i> He/ She likes. He/She doesn't like.</p>	<p>Talk about what they like doing in their free time</p> <p>Complete the survey</p> <p>Answer questions about interests</p> <p>Talk about what the family likes doing in their free time</p> <p>Complete sentences about what the family likes or dislikes</p>	<p>Worksheet 1: Interests survey Flash cards 1: Interests Worksheet 2: Likes and dislikes</p>

Theme: Leisure

Topic: Interests

Task 1:	Can talk about what they like doing in their free time
Vocabulary:	reading, cooking, dancing, listening to music, writing, watching TV, using the computer, gardening, walking, studying
Language structure:	What do you like doing on the weekend? Do you like ___ (dancing, listening to music etc)? <i>Yes I do. I like ___ (dancing, listening to music etc)?</i> He/She likes ____. He/She doesn't like ____.

Activity instructions*Talk about what they like doing in their free time*

Introduce topic by asking questions: What do you like doing at the weekend?

What do you like doing in your free time?

Do you like ___ (listening to music, studying English etc)?

Learner listens and responds: *Yes I do. No I don't.*

Complete the survey

📄 Worksheet 1: Interests survey

Point to the pictures on the survey and ask: Do you like ___?

Learner completes their part on the survey.

Reverse roles. Learner asks the questions. Model language. Learner repeats.

Learner completes the tutor section on the survey.

Using the survey results, model the sentences: I like ___ (using the computer, listening to music etc).

I don't like ___ (using the computer, listening to music etc). Learner repeats.

Encourage learner to say sentences about themselves from the survey.

Answer questions about interests

📄 Flash cards 1: Interests

Show flash cards and introduce vocabulary. Learner listens, reads and repeats.

Ask questions: Do you like ___ (reading, gardening etc)? Learner responds: *Yes I do. No I don't.*

Talk about what the family likes doing in their free time

📄 Worksheet 1: Interests survey

Ask questions about their family's interests. Does your son/daughter like ___? Learner responds:

Yes he/she does. No he/she doesn't.

Complete sentences about what the family likes or dislikes

📄 Worksheet 2: Likes and dislikes

Assist learner to complete the sentences. Learner finds appropriate flash card and copies answers.

Acknowledgement of image source

©2011 Photos.com, a division of Getty Images. All rights reserved.

Worksheet 1: Interests survey

Listen and repeat

Do you like studying?






Yes I do.



No I don't.

Tick(✓) yes or cross(x) no

Do you like___	YOU	TUTOR
 <p style="text-align: center;">using the computer?</p>		
 <p style="text-align: center;">listening to music?</p>		
 <p style="text-align: center;">writing?</p>		

Flash cards 1: Interests



reading



cooking



dancing



using a
computer



gardening



walking



listening to
music



writing



watching T.V.



studying

Worksheet 2: Likes and dislikes

Complete the sentences.

I like _____ .

I like _____ .

I don't like _____ .

I don't like _____ .

My husband likes _____ .

He doesn't like _____ .

My wife likes _____ .

She doesn't like _____ .

My son likes _____ .

He doesn't like _____ .

My daughter likes _____ .

She doesn't like _____ .