

Personal ID

Tutor Resources for the AMEP

Learning English
Pre-beginner

Tutor Resources for the AMEP

© Commonwealth of Australia 2011

This work is copyright. You may download, display, print and reproduce this material in unaltered form only (retaining this notice) for your personal, non-commercial use or use within your organisation. Apart from any use as permitted under the Copyright Act 1968, all other rights are reserved.

Requests for further authorisation should be directed to the:

Commonwealth Copyright Administration

Copyright Law Branch

Attorney-General's Department

Robert Garran Offices

National Circuit

Barton ACT 2600

Fax: 02 6250 5989

Email: commonwealth.copyright@ag.gov.au

Disclaimer

While the Department of Education and Training and its contributors have attempted to ensure the material in this booklet is accurate at the time of release, the booklet contains material on a range of matters that are subject to regular change. No liability for negligence or otherwise is assumed by the department or its contributors should anyone suffer a loss or damage as a result of relying on the information provided in this booklet.

References to external websites are provided for the reader's convenience and do not constitute endorsement of the information at those sites or any associated organisation, product or service. The Department of Education and Training accepts no responsibility for the accuracy, completeness or currency of material contained on any external website that is referred to in this booklet.

Acknowledgements

The Adult Migrant English Program (AMEP) is funded by the Australian Government Department of Education and Training. Nationally, AMEP Distance/e-learning is delivered through the AMEP FLN Consortium.

Images

Images from *Australian Citizenship Our Common Bond*, *Our Common Bond A Course in Australian Citizenship* and *Its Over to You* reproduced with permission from the Department of Immigration and Citizenship.

Images reproduced with permission from AMES.

©2011 Photos.com, a division of Getty Images. All rights reserved.

Theme: Learning English

Topic: Personal ID

Task	Language focus	Learning activities	Resources
1. Can say and write or copy name	<p>Vocabulary first name, family name, surname</p> <p>Structure What is your ___ (name, first name, family name)? <i>My ___ (name, first name, family name) is ___.</i></p>	Identify first name and family name	Worksheet 1: Alphabet tiles
2. Can copy and write the letters of the alphabet Can recognise upper and lower case letters	<p>Vocabulary A-Z</p> <p>Structure Can you spell your ___ (first name, family name etc)?</p>	<p>Recognise the alphabet in upper and lower case</p> <p>Match the letters</p> <p>Extension Draw pictures to match the letters</p>	<p>Worksheet 2: Alphabet recognition</p> <p>Worksheet 3: Letter match</p> <p>Worksheet 4: Letters chart – upper case</p> <p>Worksheet 5: Letters chart – lower case</p> <p>Worksheet 1: Alphabet tiles</p> <p>Worksheet 6: Alphabet pictures</p>
3. Can recognise numbers 1-30 Can recognise and say numbers related to personal identification	<p>Vocabulary Numbers 1-30</p> <p>Structure What is the number of your flat/house? What is your postcode? What is your telephone number? <i>My ___ (house number, postcode etc) is ___.</i></p>	<p>Say and identify numbers</p> <p>Sequence numbers</p> <p>Recognise and say personally relevant numbers</p> <p>Match and say postcodes</p> <p>Match and say telephone numbers</p> <p>Extension Concentration game</p>	<p>Worksheet 7: Numbers chart 1-30</p> <p>Flash cards 1: Numbers 1-30</p> <p>Worksheet 8: Postcode match</p> <p>Worksheet 9: Telephone number match</p>

Theme: Learning English

Topic: Personal ID

Task	Language focus	Learning activities	Resources
<p>4. Can say and write or copy personal information</p> <p>Can complete a simple form</p>	<p>Vocabulary address, house number, street, suburb, postcode, telephone number, mobile number, signature</p> <p>Structure What is your ___ (address, postcode etc)? <i>My (address, postcode etc) is ___.</i></p>	<p>Identify and copy address details</p> <p>Respond to simple requests for personal information</p> <p>Complete a simple form</p>	<p>Worksheet 10: Address Worksheet 11: My address Worksheet 12: What is your address? Flash cards 2: Personal ID Worksheet 13: Simple form</p>

Theme: Learning English**Topic:** Personal ID

Personal information

Task 1:	Can say and write or copy name
Vocabulary:	first name, family name, surname
Language structure:	What is your ___ (name, first name, family name)? <i>My ___ (name, first name, family name) is ___.</i>

Preparation

Cut up letters on worksheet 1.

Activity instructions

Identify first name and family name

Introduce yourself and model language: My name is ___.

Ask: What's your name? Learner responds. Model: My name is ___. Learner repeats.

Ask questions: What is your first name? What is your family name?

Write the learner's name in large print. Learner reads and points to first name and family name.

Worksheet 1: Alphabet tiles

Learner lays out letters to spell their name. (Only use the required letter tiles.)

Learner copies and writes their name in their book.

The alphabet

Task 2:	Can copy and write the letters of the alphabet Can recognise upper and lower case letters
Vocabulary:	A-Z
Language structure:	Can you spell your ____ (first name, family name etc)?

Preparation

Cut up the letters on page 2 of worksheets 4 and 5.

Activity instructions

Recognise the alphabet in upper and lower case

- 📄 Worksheet 2: Alphabet recognition
Say the alphabet and point to the letters. Learner repeats.
Instruct learner to identify upper and lower case.
Learner copies the alphabet.
- 📄 Worksheet 3: Letter match
Learner matches and circles the correct letter.

Match the letters

- 📄 Worksheet 4: Letters chart – upper case
Cut up the letters on page 2 of worksheet 4.
Learner matches cut up letters with those on page 1.
- 📄 Worksheet 5: Letters chart – lower case
Cut up the letters on page 2 of worksheet 5.
Learner matches cut up letters with those on page 1.
- 📄 Worksheet 4: Letters chart – upper case
- 📄 Worksheet 5: Letters chart – lower case
Learner matches lower case letters with upper case letters.
- 📄 Worksheet 1: Alphabet tiles
Ask questions: Can you spell your ____ (first name, family name etc)?
Learner lays out the alphabet tiles to spell the name of their street, suburb, family name etc. This information can be copied into their book.

Extension activity

Draw pictures to match the letters

- 📄 Worksheet 6: Alphabet pictures
With tutor assistance learner draws pictures which correspond to the letters.

Numbers

Task 3:	Can recognise numbers from 1-30 Can recognise and say numbers related to personal identification
Vocabulary:	Numbers 1-30
Structure	What is the number of your flat/house? What is your post code? What is your telephone number? <i>My ___ (house number, postcode etc) is ___.</i>

Preparation

Prepare flash cards 1.

Activity instruction

Say and identify numbers

- 📄 Worksheet 7: Numbers chart 1-30
Say and point to the numbers and learner repeats.
Say a number and learners points to correct number.
Say a number, learner listens and circles the number.

Sequence number

- 📄 Flash cards 1: Numbers 1-30
Show flash cards and say numbers. Learner repeats.
Learner sequences the numbers from 1-30. Learner says the numbers.
Remove two or three cards from sequence. Learner finds the correct number to fill the gap.

Recognise and say personally relevant numbers

Ask questions: What is the number of your flat/house?
What is your ___ (postcode, telephone number)?
Model language: My ___ (house number, postcode etc) is ___.
Write the answers to the questions as numbers. Learner copies.

Match and say postcodes

- 📄 Worksheet 8: Postcode match
Learner matches and circles postcodes then read them.

Match and say telephone numbers

- 📄 Worksheet 9: Telephone number match
Learner matches and circles telephone numbers then read them.

Extension activity

Concentration game

- 📄 Flash cards 1: Numbers 1-30
Place two sets of flash cards face down. Turn one card over and say the number. Then turn another card over to find a match. If there is a match the person keeps the pair and has another turn.

Personal information

Task 4:	Can say and write or copy personal information Can complete a simple form
Vocabulary:	address, house number, street, suburb, post code, telephone number, mobile number, signature
Language structure:	What is your ___ (address, postcode etc)? <i>My (address, postcode etc) is ___.</i>

Preparation

Write the learner's address in the appropriate sections of worksheet 11 and cut up.

Prepare flash cards 2.

Identify and copy address details

📄 Worksheet 10: Address

Show pictures on the worksheet and talk about the house number, street name and suburb.
Model language: My address is ___.

Ask: What's your address? (To reinforce understanding of address, show learner their house number and street name.)

Write learner's address. My address is ___. Learner traces and copies the simple sentence.

📄 Worksheet 11: My address

Write the learner's address in the appropriate sections of the worksheet and cut up.
Learner places words in the correct sentence order. Learner copies into their book.

📄 Worksheet 12: What is your address?

Read the words above the sections. Learner writes or copies address in the appropriate sections.
Learner writes or copies their address in full.

Respond to simple requests for personal information

Ask questions: What is your ___ (family name, first name, suburb)?

📄 Flash cards 2: Personal ID

📄 Worksheet 12: What is your address?

Show and read flash cards.

Hold up a card and ask questions: What is your ___ (house number, postcode etc)? Learner responds or points to the correct information on worksheet 12.

Complete a simple form

📄 Worksheet 13: Simple form

Learner copies and or writes personal information to complete the form. (Ensure that the learner's writing is legible.)

Worksheet 1: Alphabet tiles



A	B	C	D	E	F	G	H	I	J	K	L	M
A	B	C	D	E	F	G	H	I	J	K	L	M
A	B	C	D	E	F	G	H	I	J	K	L	M
A	B	C	D	E	F	G	H	I	J	K	L	M
N	O	P	Q	R	S	T	U	V	W	X	Y	Z
N	O	P	Q	R	S	T	U	V	W	X	Y	Z
N	O	P	Q	R	S	T	U	V	W	X	Y	Z
N	O	P	Q	R	S	T	U	V	W	X	Y	Z
a	b	c	d	e	f	g	h	i	j	k	l	m
a	b	c	d	e	f	g	h	i	j	k	l	m
a	b	c	d	e	f	g	h	i	j	k	l	m
a	b	c	d	e	f	g	h	i	j	k	l	m
n	o	p	q	r	s	t	u	v	w	x	y	z
n	o	p	q	r	s	t	u	v	w	x	y	z
n	o	p	q	r	s	t	u	v	w	x	y	z
n	o	p	q	r	s	t	u	v	w	x	y	z

Worksheet 2: Alphabet recognition

Copy

A B C D E F G H I J K L M
N O P Q R S T U V W X Y Z

A B C

a b c d e f g h i j k l m
n o p q r s t u v w x y z

a b c

Worksheet 3: Letter match

Circle

Example

E

E B E F

M

N M W Y

S

R Z C S

C

O C Q G

L

L I T F

B

R D B P

Circle

Example

a o a c u

t f l t i

d d b h p

n u m v n

j i j l t

g q p r g

Worksheet 4: Letters chart – upper case

Match

A	B	C	D
E	F	G	H
I	J	K	L
M	N	O	P
Q	R	S	T
U	V	W	X
Y	Z		



A	B	C	D
E	F	G	H
I	J	K	L
M	N	O	P
Q	R	S	T
U	V	W	X
Y	Z		

Worksheet 5: Letters chart – lower case

Match




a	b	c	d
e	f	g	h
i	j	k	l
m	n	o	p
q	r	s	t
u	v	w	x
y	z		









a	b	c	d
e	f	g	h
i	j	k	l
m	n	o	p
q	r	s	t
u	v	w	x
y	z		

Worksheet 6: Alphabet pictures

Copy the letters and draw the pictures.

Copy							Picture
A	a	A	a	A	a	apple	
B	b	B	b			banana	
C	c					cup	
D	d					dog	
E	e					egg	
F	f					foot	
G	g					girl	
H	h					house	

Copy							Picture
I	i					ice cream	
J	j					jumper	
K	k					key	
L	l					lemon	
M	m					money	
N	n					nose	
O	o					orange	
P	p					pen	
Q	q					question	?

Copy							Picture
R	r					rice	
S	s					scarf	
T	t					table	
U	u					up	
V	v					van	
W	w					window	
X	x					x-ray	
Y	y					yellow	
Z	z					zebra	

Worksheet 7: Numbers chart 1-30

Listen and repeat

1	2	3	4	5
6	7	8	9	10
11	12	13	14	15
16	17	18	19	20
21	22	23	24	25
26	27	28	29	30

Flash cards 1: Numbers 1-30



1	2
3	4
5	6
7	8
9	10
11	12
13	14

15	16
17	18
19	20
21	22
23	24
25	26
27	28
29	30

Worksheet 8: Postcode match

Match and circle

Example

3620

6302 3620 3623 3920

7451

1745 7451 7541 7145

8036

6803 8306 8036 8603

0415

0451 0154 0145 0415

9817

9817 9187 9718 9178

3562

3256 3625 3562 3526

Worksheet 9: Telephone number match

Match and circle

Example

9347 0651	9857 1615 9347 0651
-----------	------------------------

9909 0099	9909 0099 9606 0066
-----------	------------------------

5871 6470	5631 6407 5871 6470
-----------	------------------------

6897 3851	6897 3851 8697 8315
-----------	------------------------

8739 7246	7893 2764 8739 7246
-----------	------------------------

7528 6953	7528 6953 7582 5369
-----------	------------------------

4786 2103	4874 2203 4786 2103
-----------	------------------------

3821 6924	3821 6924 3821 9624
-----------	------------------------

Worksheet 10: Address



Street name



House number

Worksheet 11: My address



My	address	is
----	---------	----

Unit number	House number	Name of Street

Street/Road	Suburb

Postcode

Worksheet 12: What is your address?

Write or copy your address.

My	address	is
----	---------	----

Unit number House number

--	--

Name of street

Street/Road

--	--

Suburb

Postcode

--	--

Write your address.

My address is

Flash cards 2: Personal ID



surname	first name
family name	address
postcode	street name
mobile number	signature
phone number	

Worksheet 13: Simple form

Complete the form.

FAMILY NAME: _____

FIRST NAME: _____

ADDRESS: _____

POSTCODE: _____

TELEPHONE: (Home) _____

(Mobile) _____

SIGNATURE: _____