

# Certificate IV in Mental Health

National ID **CHC43315** State ID **AWK8**

## Focus on the support and needs of people experiencing mental health issues.

Learn about the value and principles of mental health sector and how to apply them in a recovery oriented way.



Free\*

**Campuses** Mount Lawley. Joondalup (Kendrew Crescent). Leederville.

**Semesters** Semester 1, 2024. Semester 2, 2024.

**Study Mode** Employer-based. On campus.

## Develop skills to work with clients experiencing a mental health illness

This qualification focuses on the **support and needs of people** experiencing mental health issues. You'll learn about the value and principles of the mental health sector and how to apply them in a recovery oriented way.

You will undertake a supervised or simulated **work placement\*** where you will be able to apply the skills and knowledge you have learned.

You could find work in a variety of community contexts such as community based non-government organisations; outreach; centre-based programs; respite care; residential services; rehabilitation programs; clinical settings; or supporting people in employment.

This course will be delivered through a **combination of online and on campus** training.

The **online delivery will be done via Collaborate sessions** (on Blackboard), which are **live classes facilitated by a lecturer**. The majority of the training will be delivered via on campus sessions. Class attendance is required for successful completion of the course.

## Gain these skills

- Empathy
- Professional boundaries

- Recognising and responding appropriately to people with mental health issues
- Networking and collaboration with services
- Effective interpersonal and communication skills
- Working as part of a team

## Informed choices - is this course right for me?

I have the following attributes:

- 18+ years of age
- Friendly, empathetic, resilient and positive attitude
- Commitment to the values of dignity, respect, inclusion, and empowerment
- Commitment to positively engage, interact and work with people who have complex needs
- Able to plan, organise and problem solve
- Able to work independently and use initiative
- Work respectfully with diverse people

Please also consider the following carefully before enrolling; some units within this course may be triggering for people who have experienced trauma, mental health issues, alcohol and other drug issues, risk of suicide and/or crisis. Please ensure you have sufficient support networks for the duration of your study.

## Employer-based delivery mode information

Employer-based training offers a flexible, self-paced study program which combines workplace recognition of prior learning and individualised 'gap' training to attain your qualification.

You must already be employed in a job role related to your course of study for more than 25 hours week and have at least 6 - 12 months experience in order to qualify for employer/work based mode of delivery.

This means every time you go to work you are learning and demonstrating competence whilst working towards your qualification. The flexibility of Employer-based training allows you to structure and perform learning and assessment in a way that fits into your professional and personal life.

Learning and assessment plans are created on an individual level in consultation with you and/or your employer. Assessment is conducted using numerous methods including practical demonstration and observation, question and answer interviews, written tasks, supervisor reports and workshops.

To enquire or enrol in the next intake please email [workbased.cp@nmtafe.wa.edu.au](mailto:workbased.cp@nmtafe.wa.edu.au).

---

## Entrance requirements

If this course is deemed competitive, you will be informed during your application via [TAFE Admissions](#) and additional entrance requirements will apply.

School Leaver	Non-School Leaver	AQF
C Grades in Year 11 WACE General English, and OLNA; or NAPLAN 9 Band 8	C Grades in Year 11 English and Maths or equivalent	Certificate II or Certificate III

This course has a **minimum age requirement of 18**, as industry consultation has shown that work placements and **employment prospects are highly unlikely for anyone under 18**.

You must already be employed in a job role related to your course of study for more than 25 hours week and have at least 6 - 12 months experience in order to qualify for **employer/work based mode** of delivery.

## Job opportunities

[To explore job profiles](#)

- Recovery partner
- Mental Health Worker | Mental Health Support Worker
- Mental Health Outreach Worker

Completing a qualification such as this one opens up a range of opportunities to work in Western Australia's mental health system, [view potential careers on the WA Government's Mental Health Commission website](#).

*Please note this list should be used as a guide only as job titles and qualification requirements may vary between organisations.*

Visit one of our four [Jobs and Skills Centres](#) located at NMT's Balga, Joondalup, Midland and Perth campuses for free career planning advice and job search support.

## Timetable

You'll be able to access your personal timetable (find out how on our [Timetables page](#)), once you have paid your fees. In the meantime the information below provides an indication of the time commitment required to complete this course, depending on available study options.

### On campus - Combined delivery

All classes (Collaborate and on campus sessions) run between 9:00am - 3:45pm up to 3 days a week over 12 months.

Class attendance is required for successful completion of the course.

All on campus Community Service qualifications are offered through a **combined delivery** approach, where we make use of both face to face on-campus practical/theory and assessment classes, as well as online/Collaborate (Blackboard) sessions.

Approximately 80% of theory and assessment is face to face, and the remaining 20% via online/Collaborate using our online learning management system Blackboard.

Collaborate sessions, are a live class run online led by a lecturer, via Blackboard, our online learning management system. Collaborate sessions require access to a computer and Wi-Fi; and a set of headphones is recommended. If you do not have your own device or Wi-Fi, you can access the computers in the library on your campus, local libraries and of course Wi-Fi anywhere on campus. The library also has a limited number of devices that students can borrow.

*This timetable information is indicative only and subject to change.*

## Further study



[Diploma of Mental Health](#)



[Diploma of Community Services](#)



[Diploma of Youth Work](#)

## Work placement

**\* Only certain units have a work placement attached to them, and students must demonstrate satisfactory progress in these units in order to be offered a work placement.**

Eligibility for supervised work placement is subject to obtaining a satisfactory **Police Clearance**.

You will also need a **Working with Children Check** if your placement involves contact with children.

**Applications for these are not included as part of your course and will incur additional costs.**

*Please be aware that COVID-19 vaccination is an employment requirement for many healthcare providers. NMTAFE students undertaking work placements or who are required to attend a healthcare or community setting as part of their studies are advised to check directly with the healthcare provider regarding their policy settings around vaccination and proof of vaccination requirements.*

## Further information

To successfully engage in Collaborate sessions you'll need access to a computer, WiFi and a set of headphones. If you do not have these, you can access computers in the library on your campus or local libraries and of course WiFi on campus. The library also has a limited number of devices that students can borrow.

Please also consider the following carefully before enrolling; some units within this skill set may be triggering for people who have experienced trauma, mental health issues, alcohol and other drug issues, risk of suicide and/or crisis. Please ensure you have sufficient support networks for the duration of your study.






Study outside of class hours, including private study, assignment preparation, and research will be required to successfully complete your course.

As a student you will also have additional costs associated with your study, for example text books and stationery, printing and other materials required for your assignments.

## Semester 1, 2024






---

### Joondalup (Kendrew Crescent) - On Campus

-  Duration: 2 Semesters
-  When: Semester 1, 2024
-  Where: Joondalup (Kendrew Crescent)
-  How: On campus
-  Course fee:






	Tuition fee*	Resource fee	Total fee
General	\$0.00	\$275.00	\$275.00

### Mount Lawley - Workbased

-  Duration: 3 Semesters
-  When: Semester 1, 2024
-  Where: Mount Lawley
-  How: Employer-based
-  Course fee:

	Tuition fee*	Resource fee	Total fee
General	\$0.00	\$280.00	\$280.00






### Leederville - On Campus

-  Duration: 2 Semesters
-  When: Semester 1, 2024
-  Where: Leederville
-  How: On campus
-  Course fee:

	Tuition fee*	Resource fee	Total fee
General	\$0.00	\$275.00	\$275.00






## Semester 2, 2024

### Joondalup (Kendrew Crescent) - On Campus

-  Duration: 2 Semesters
-  When: Semester 2, 2024
-  Where: Joondalup (Kendrew Crescent)
-  How: On campus
-  Course fee:






	Tuition fee*	Resource fee	Total fee
General	\$0.00	\$275.00	\$275.00

### Leederville - On Campus

-  Duration: 2 Semesters
-  When: Semester 2, 2024
-  Where: Leederville
-  How: On campus
-  Course fee:

	Tuition fee*	Resource fee	Total fee
General	\$0.00	\$275.00	\$275.00

### Mount Lawley - Workbased

-  Duration: 3 Semesters
-  When: Semester 2, 2024
-  Where: Mount Lawley
-  How: Employer-based
-  Course fee:

	Tuition fee*	Resource fee	Total fee
General	\$0.00	\$280.00	\$280.00

### Disclaimers



**This course remains FEE FREE in 2024!** The course fees are 100 per cent subsidised by the WA State Government for WA residents. Some eligibility conditions apply for the free training, and other fees may apply for some courses. Please [see the FAQs on the Skills Ready page](#) for further information.

\* Please note that eligibility requirements apply to some of the free training.

#### Free training

The free training is available to residents of Western Australia, and eligibility requirements apply to some of the free training, as outlined on the [Fee Free](#) page and the [Infection control training](#) page. Tuition and resource fees will apply for non-eligible students.

Enquiries regarding course fees can be made by calling us.

T [1300 300 822](tel:1300300822)

**\*Fee disclaimers**

The fees quoted are estimates only and are for the entire course for students enrolling on a full-time basis. Please view the full list of [Fee disclaimers](#).

Please note fees listed include all units required to gain this qualification. If you're a continuing student and have successfully completed a lower-level qualification that is a prerequisite for this course, you'll only pay for the units that you need to enrol in, to complete this course.

Enquiries regarding fees can be made by calling us.

**T** [1300 300 822](tel:1300300822)