



# Certificate III in Automotive and Marine Trimming Technology

State ID: BAG4

## About this course

### Get the skills to be a qualified Automotive and Marine Trimmer

Studying this course will provide you with the knowledge and training to manufacture, repair and maintain trim components of a range of motor vehicles, marine craft, recreational and other vehicles in the automotive industry.

**The Certificate III in Automotive and Marine Trimming Technology is an apprenticeship, please see the Apprenticeships section for more information.**

### Gain these skills

- Select trim and fabric materials
- Remove, fabricate and replace automotive and marine trim components
- Select and apply adhesives in automotive and marine service and repair work
- Construct automotive and marine trim components through sewing
- Carry out repairs and alterations to automotive and marine trim
- Follow safe working practices, environmental and sustainability best practice in the workplace

### Is this course right for me?

I have the following attributes:




- Enjoy practical and manual activities
- Good hand-eye coordination and able to work neatly and accurately
- Able to solve problems
- Comfortable working in a physical environment
- Normal colour vision

## Details

### Semester 2, 2019

---

#### Balga - Apprenticeship

-  Duration: **6 Semester/s**
-  When: **Semester 2, 2019**
-  How: **Apprenticeship  
Apprenticeship  
On campus**

#### Units

---

The units in Apprenticeship are customised according to the individual Training Agreement that is negotiated with the employer and may vary (within the Qualification rules) in each case.

#### Core

National ID	Unit Title
AURAEA002	Follow environmental and sustainability best practice in an automotive workplace
AURAMA001	Work effectively with others in an automotive workplace
AURASA002	Follow safe working practices in an automotive workplace
AURTTK002	Use and maintain tools and equipment in an automotive workplace
AURVTN035	Apply original equipment manufacturer repair procedures during vehicle repairs
AURVTS006	Fabricate automotive and marine trim components
AURVTT002	Carry out repairs and alterations to automotive and marine trim
AURVTT003	Remove and replace automotive and marine interior trim components
AURVTT004	Trim vehicle components
AURVTT005	Select trim and fabric materials
AURVTT012	Conduct sewing operations
AURVTT021	Select and apply adhesives in automotive and marine service and repair work

## Elective

National ID	Unit Title
AURAAA002	Determine retail rates for automotive products and services
AURFAA002	Read and respond to automotive workplace information
AURETR006	Solder electrical wiring and circuits
AURETR025	Test, charge and replace batteries and jump-start vehicles
AURVTA002	Remove and replace vehicle supplementary restraint systems
AURVTS004	Repair vehicle composite material components
AURVTT009	Remove and replace vehicle and vessel seats and fittings
AURVTT010	Remove and manufacture or repair vehicle head lining
AURVTT013	Fabricate and fit loose and fitted covers to vehicle seats and components
AURVTT014	Fabricate and fit marine covers
AURVTT015	Fabricate and install canvas products for automotive and marine components
AURVTT017	Fabricate and install automotive and marine floor coverings
AURVTT018	Fabricate and install automotive and marine soft top hoods
AURVTT019	Fabricate and install automotive and marine frames, canopies and side curtains
AURVTT020	Select and use leather in automotive and marine trimming
AURVTW003	Carry out advanced gas metal arc welding on vehicle body sections
AURVTW006	Carry out thermoplastic welding on vehicle trim components
MSFUP3001	Apply traditional foundations to upholstered furniture

## Entrance requirements

School Leaver	Non-School Leaver	AQF
OLNA or NAPLAN 9 Band 8	C Grades in Year 10 English and Maths or equivalent	Certificate I or Certificate II

**You must be employed in a training contract by an appropriate organisation to study.**

## Job opportunities



[Upholsterer Vehicle Trimmer](#) | [Vehicle Upholsterer](#)

For information about jobs and pathways, please see [joboutlook.gov.au](http://joboutlook.gov.au) 

## Fees and charges

View our [Indicative Fees list](#)

### Local full time students

Course fees are made up of two components, tuition fees and resource fees.

**Tuition fees** are determined by multiplying the course fee rate by the nominal hours, which is the number of hours in which an average student could be expected to complete each unit. They are not the hours of training or instruction.

**Resource fees** are charges for material that are essential to a course or unit, and are purchased by NMT to be used by students during the course.

Fees may vary depending on the units you are enrolled in so an approximate amount has been shown. You will be given the exact amount of your fees at enrolment. Part time student fees will vary depending on the number of units you are enrolled in.

Please note, you may also need to buy textbooks or equipment for your course.

### International Students

Check [TAFE International WA](#) to confirm this course is available to international students. You will pay your tuition fees to TIWA.

**Please note, fees are subject to change.**