



HLT37215 Certificate III in Pathology Collection

National ID: HLT37215 | State ID: AWJ9

About this course

Make a difference to people's lives

Do you want to be a part of the health team that assists in assessing the client's health status through **interpretation of blood results**? You could do this by learning how to **collect blood and other specimens for testing**.

You will gain **transferable skills** which you will be able use in any further health related studies you may choose to undertake.

This course also provides you with the opportunity to meet many different people and help them to feel at ease during their visit.

Gain these skills

- Safely take venous blood and other samples
- Knowledge of how the body works
- How to prevent the spread of infection
- Medical terminology

Is this course right for me?

I have the following attributes:

- Caring and respectful approach
- Able to work unsupervised
- Able to work co-operatively within a multidisciplinary team
- Good administration and organisational skills
- Computer literacy and accurate recording of details

- Be prepared to work in hospital wards, outpatient clinics, off-site collection rooms and home collection services

Details




Semester 1, 2019

Midland - On Campus

-  Duration: **12 Months**
-  When: **Semester 1, 2019**
-  How: **Full-Time
On campus**




Semester 1, 2019

Mount Lawley - Advanced Standing/ Exemption

-  Duration: **12 Months**
-  When: **Semester 1, 2019**
-  How:

Semester 2, 2019

Mount Lawley - On Campus

-  Duration: **1 Semester/s**
-  When: **Semester 2, 2019**
-  How: **On campus**

Entrance requirements

School Leaver

Non-School Leaver

AQF

OLNA or NAPLAN 9 Band 8

C Grades in Year 10 English and Maths or
equivalent

Certificate I or Certificate II

Job opportunities



[Pathology Collector](#)

Other job titles may include:

- Specimen Collection Officer
- Blood Collector

Please note this list should be used as a guide only as job titles and qualification requirements may vary between organisations.

Important information

This course is delivered 3 days a week over 16 weeks, including an organised work placement.

Fees and charges

View our [Indicative Fees list](#)

Local full time students

Course fees are made up of two components, tuition fees and resource fees.

Tuition fees are determined by multiplying the course fee rate by the nominal hours, which is the number of hours in which an average student could be expected to complete each unit. They are not the hours of training or instruction.

Resource fees are charges for material that are essential to a course or unit, and are purchased by NMT to be used by students during the course.

Fees may vary depending on the units you are enrolled in so an approximate amount has been shown. You will be given the exact amount of your fees at enrolment. Part time student fees will vary depending on the number of units you are enrolled in.

Please note, you may also need to buy textbooks or equipment for your course.

International Students

Check [TAFE International WA](#) to confirm this course is available to international students. You will pay your tuition fees to TIWA.

Please note, fees are subject to change.